









Adding objects up to 10

Kindergarten Addition Worksheet






Write the answer.



$$\begin{array}{r} 1. \quad 2 \text{         \\ \hline \end{array}$$




$$\begin{array}{r} 2. \quad 4 \text{      $$




$$\begin{array}{r} 3. \quad 5 \text{     $$

$$\begin{array}{r} 4. \quad 3 \text{     $$

$$\begin{array}{r} 5. \quad 2 \text{     $$

$$\begin{array}{r} 6. \quad 1 \text{  $$

$$\begin{array}{r} 7. \quad 1 \text{   $$

$$\begin{array}{r} 8. \quad 2 \text{   $$

Answers

1. 9

2. 7

3. 5

4. 8

5. 6

6. 3

7. 4

8. 4